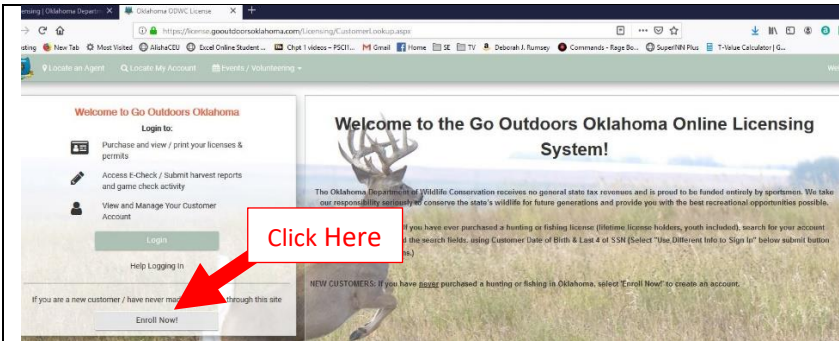


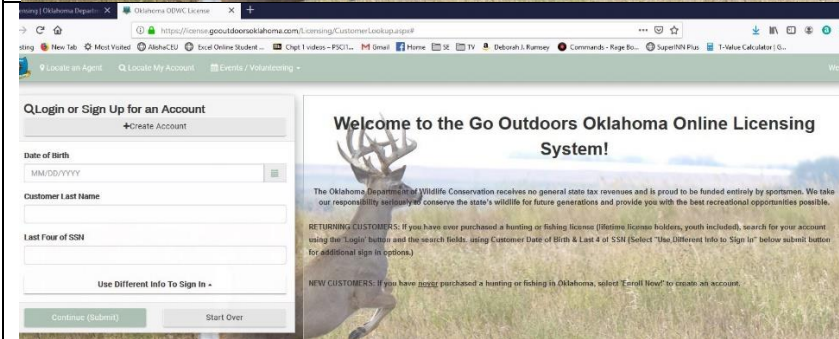
10-Day Commercial Hunt Area License – Small Game



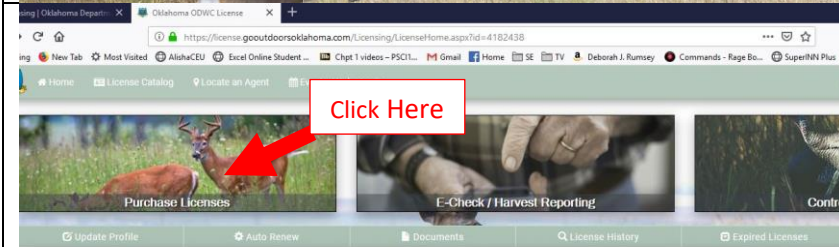
Using a Web Browser go to Oklahoma Department of Wildlife Conservation at <https://license.gooutdoorsoklahoma.com>

If you already have an account with Go Outdoors Oklahoma, click login.

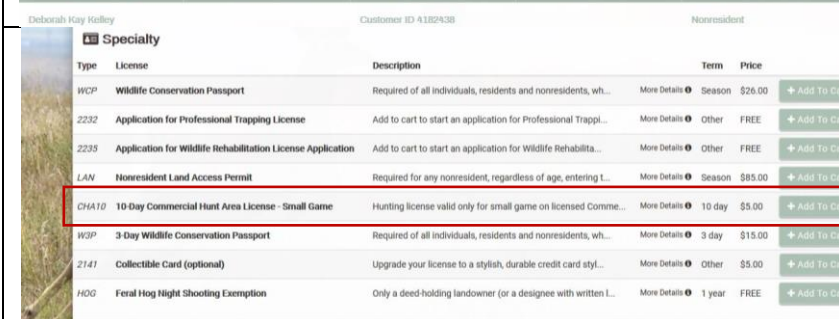
Otherwise, click on “Enroll Now!” and complete the form.



Next, login using your: Date of Birth, Last Name and the Last 4 of your SSN.

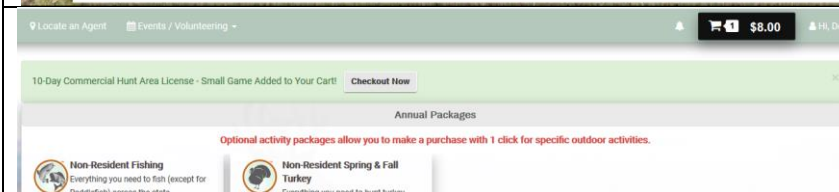


Once on the Customer Dashboard Screen Click on the “Purchase License” Button.

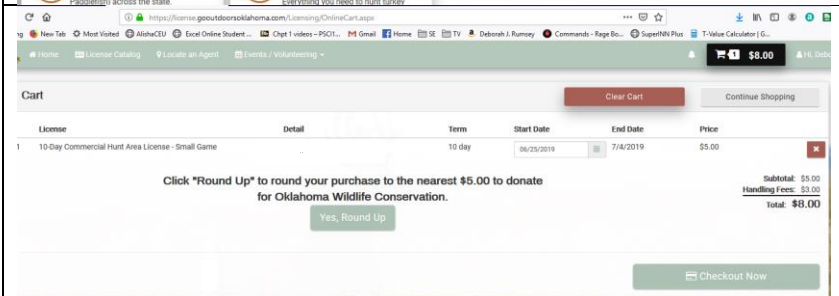


Once on the License Page, scroll down to the bottom of the page.

Located the 10-Day Commercial Hunt Area License – Small Game and click “Add to Cart.”



Then, click Checkout Now button or the Black Cart button at the top of the screen.



The cart will show a \$5.00 license fee + a \$3.00 Handling Fee.

Select the Start Date for your license.

Then, click on the “Checkout Now” button.

On the payment page, simply fill out the form. Check the three Affirmation boxes and click the “Pay Now” Button